



Gardenreet® Premium Brass Landscape Lighting
Brass Well Light – Single Wash Model: Welllight-2204A

Solid Brass Well Light



Solid Brass | Lifetime Warranty | Pre-aged Finish

WARRANTY&CERTIFICATION



PRODUCT DESCRIPTION

Constructed from premium **solid brass**, this in-ground well light offers excellent **corrosion resistance** and long-lasting durability in outdoor environments. Designed to accept **MR16** bulbs, it allows easy bulb replacement without removing the entire housing. Featuring sealed construction and an antique bronze finish, it delivers dependable performance for landscape, walkway, and architectural **side wash** lighting year-round.

FEATURES & BENEFITS

- **Solid Brass Construction**
Rust-proof, corrosion-resistant, UV-resistant bronze finish that won't fade over time.
- **Shockproof Glass Lens**
Fastened with rust proof screws.
- **Well-sealed Silicone O-ring**
Keeps water and dusts out.
- **Durable Nylon Housing**
Corrosion-resistant and built to withstand outdoor exposure.
- **72" SVT 18/2C Lead Wire**
1.8 m (6 ft) lead wire for easy, flexible connections.
- **Replaceable Bulb Design**
Supports halogen or LED MR16 bulbs for flexible.
- **Removable Spot/Flood Beam Reflectors**
Select spot for highlighting or flood for wider coverage.

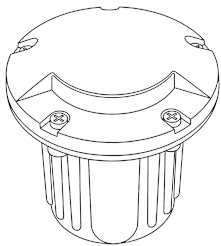


Gardenreet® Premium Brass Landscape Lighting
Brass Well Light – Single Wash Model: Welllight-2204A

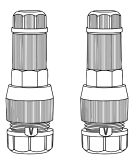
PRODUCT SPECIFICATIONS

- **Construction:** Solid Brass
- **Finish:** Antique Bronze
- **Socket Type:** MR16
- **Wattage:** 5W
- **Voltage:** 12V AC/DC
- **Waterproof Rating:** IP65
- **Operating Temperature:** -49°C to 113°C
- **Lens:** Frosted
- **Lead Wire:** 72" 2×18AWG
- **Mounting:** Flush Mount
- **Compatible Transformer:** Low Voltage 12V Landscape Transformer (Not Included)

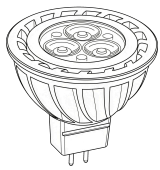
BASIC COMPONENTS INCLUDED



Solid Brass Fixture × 1

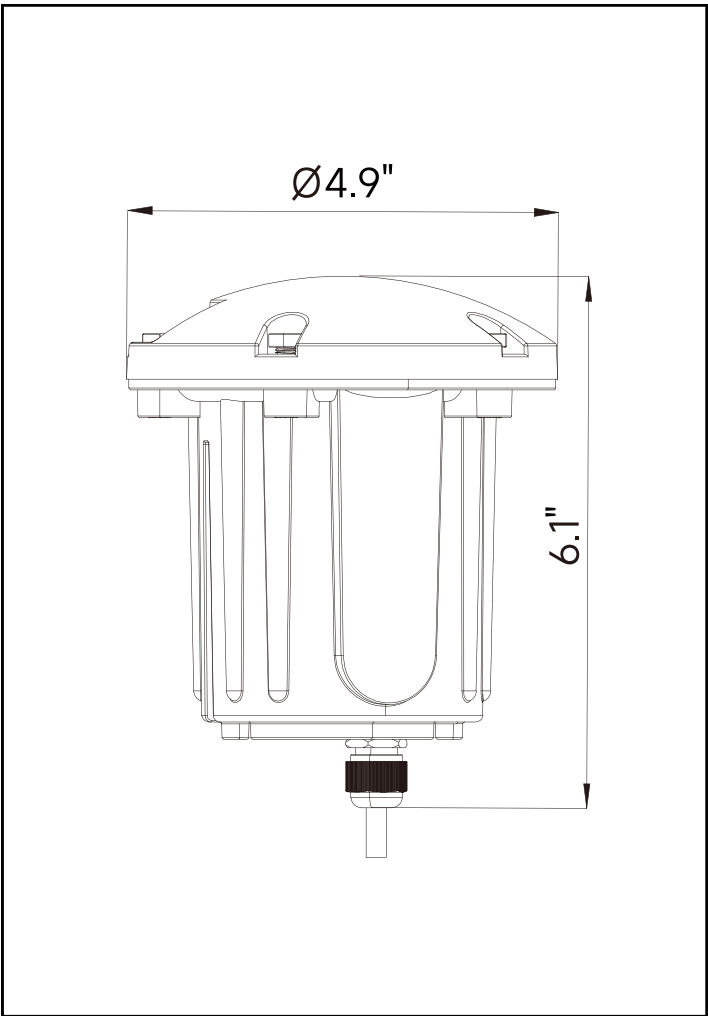


Connector × 2



MR16 Bulb × 1
(In Select Packages)

PRODUCT DIMENSIONS



ELECTRICAL FEATURES

The fixture uses **UL-certified 2×16AWG brass-shrouded wiring** with tinned copper ends for enhanced corrosion resistance. Compatible with both **LED bulbs**, it supports up to **50W output** and ensures stable performance across **AC/DC 12V** systems.